

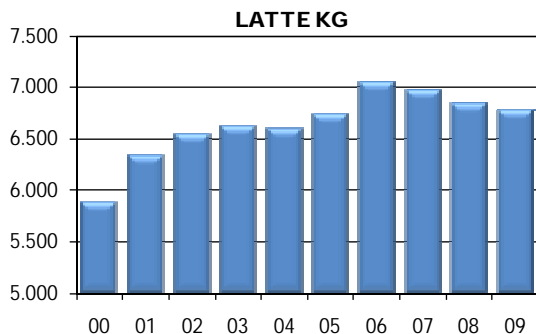
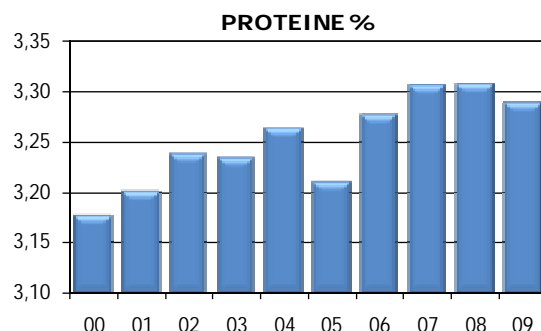
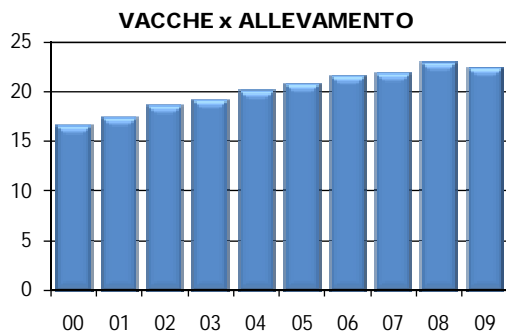
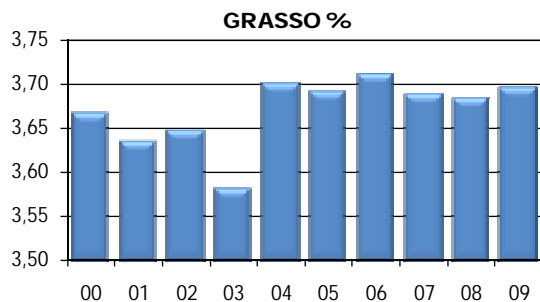
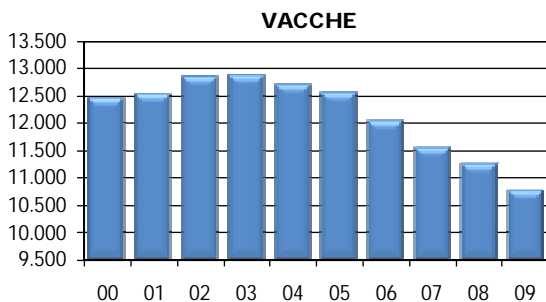


## Medie Produzioni Latte/Grasso/Proteine Vacche Razza Frisona Controllate

**2009**

**ABRUZZO**

ANNO	CONSISTENZA		TREND FENOTIPICO			VACCHE x ALLEVAMENTO
	ALLEVAMENTI	VACCHE	LATTE KG	GRASSO %	PROTEINE %	
2000	750	12.447	5.888	3,67	3,18	17
2001	723	12.511	6.344	3,64	3,20	17
2002	689	12.826	6.543	3,65	3,24	19
2003	671	12.860	6.628	3,58	3,23	19
2004	633	12.690	6.595	3,70	3,26	20
2005	605	12.545	6.738	3,69	3,21	21
2006	558	12.027	7.048	3,71	3,28	22
2007	528	11.534	6.974	3,69	3,31	22
2008	491	11.253	6.843	3,68	3,31	23
2009	481	10.762	6.780	3,70	3,29	22



**I DATI DEI CONTROLLI  
(PESO SU PESO)  
DIFFERISCONO DAI DATI DI CONSEGNA  
(PESO SU VOLUME) DI 0,3%.  
PER IL 2009 LE RELATIVE PERCENTUALI  
SONO:**

**GRASSO %  
3,81**

**PROTEINE %  
3,39**