

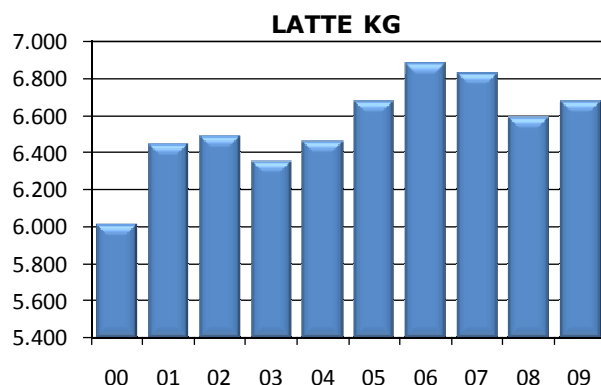
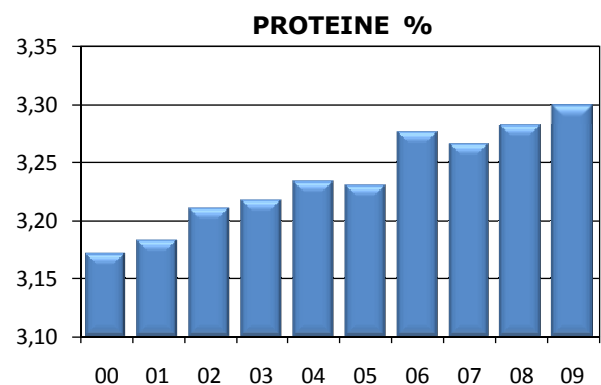
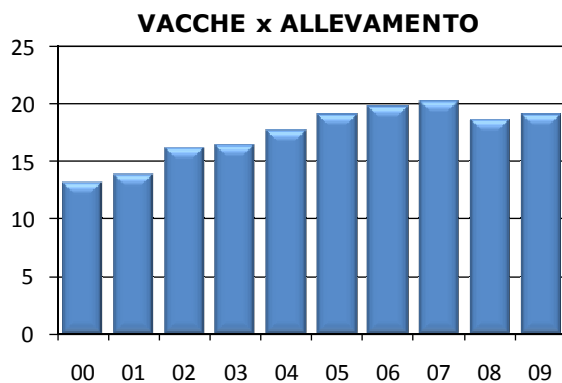
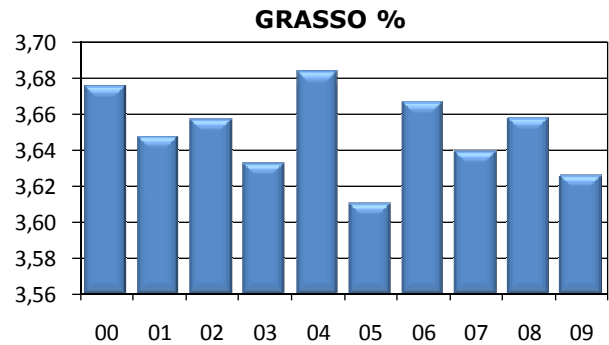
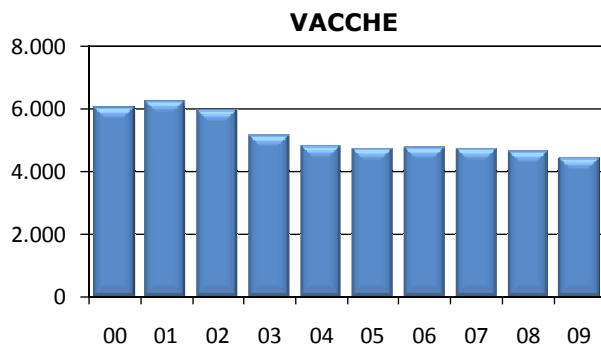


## Medie Produzioni Latte/Grasso/Proteine Vacche Razza Frisona Controllate

2009

**MOLISE**

ANNO	CONSISTENZA		TREND FENOTIPICO			VACCHE x ALLEVAMENTO
	ALLEVAMENTI	VACCHE	LATTE KG	GRASSO %	PROTEINE %	
2000	458	6.037	6.010	3,68	3,17	13
2001	451	6.228	6.444	3,65	3,18	14
2002	368	5.938	6.490	3,66	3,21	16
2003	312	5.117	6.352	3,63	3,22	16
2004	271	4.801	6.460	3,68	3,23	18
2005	247	4.694	6.675	3,61	3,23	19
2006	240	4.743	6.885	3,67	3,28	20
2007	232	4.686	6.825	3,64	3,27	20
2008	248	4.611	6.586	3,66	3,28	19
2009	232	4.416	6.676	3,63	3,30	19



**I DATI DEI CONTROLLI  
(PESO SU PESO)  
DIFFERISCONO DAI DATI DI CONSEGNA  
(PESO SU VOLUME) DI 0,3%.  
PER IL 2009 LE RELATIVE PERCENTUALI  
SONO:**

**GRASSO %  
3,73**

**PROTEINE %  
3,40**