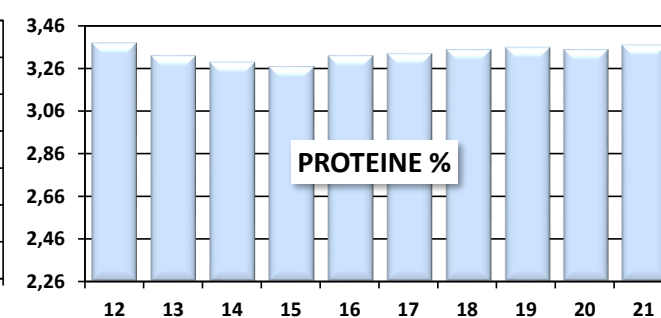
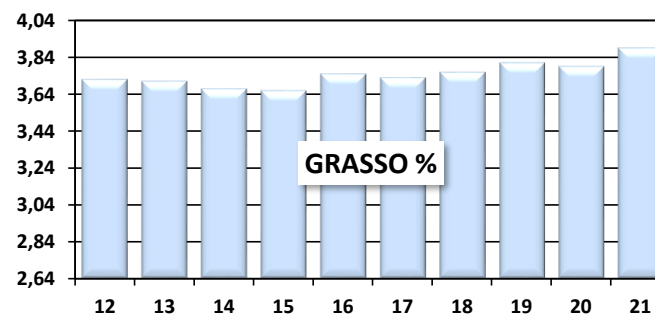
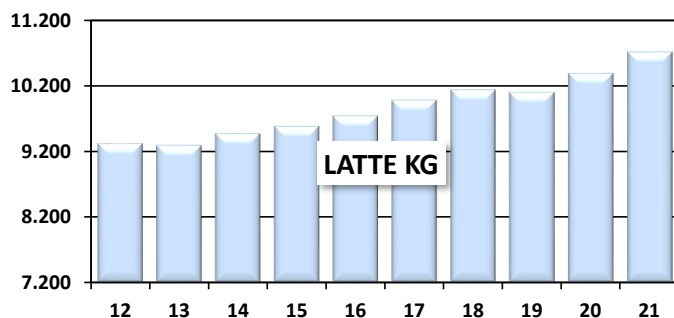
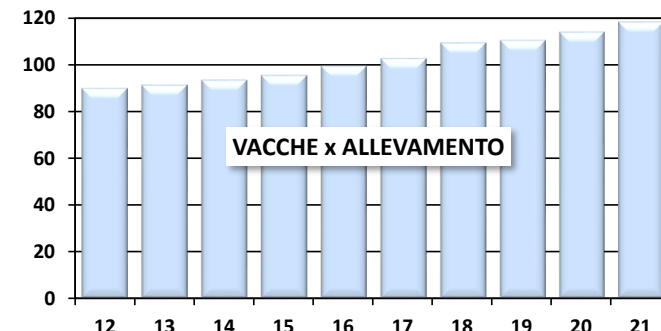
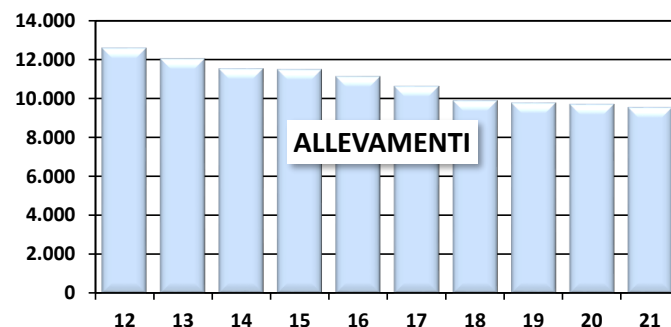
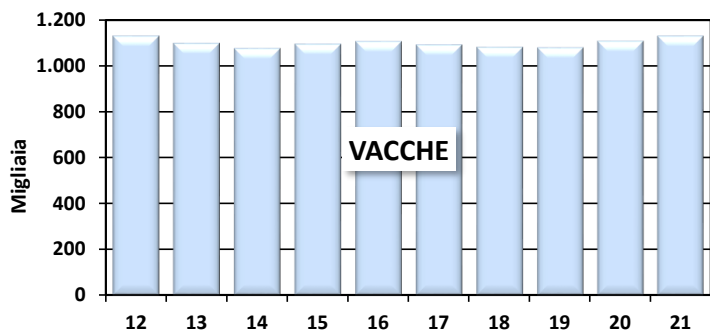




MEDIE PRODUZIONI LATTE/GRASSO/PROTEINE

VACCHE CONTROLLATE RAZZA FRISONA 2021

ANNO	CONSISTENZA		TREND FENOTIPICO			VACCHE x ALLEVAMENTO
	ALLEVAMENTI	VACCHE	LATTE KG	GRASSO %	PROTEINE %	
2012	12.578	1.130.270	9.320	3,72	3,38	90
2013	12.036	1.099.342	9.293	3,71	3,32	91
2014	11.517	1.076.181	9.472	3,67	3,29	93
2015	11.477	1.095.576	9.582	3,66	3,27	95
2016	11.123	1.106.461	9.742	3,75	3,32	99
2017	10.629	1.091.652	9.980	3,73	3,33	103
2018	9.896	1.081.855	10.136	3,76	3,35	109
2019	9.769	1.079.338	10.097	3,81	3,36	110
2020	9.711	1.107.536	10.386	3,79	3,35	114
2021	9.552	1.130.734	10.710	3,89	3,37	118



I DATI DEI CONTROLLI (PESO SU PESO) DIFFERISCONO DAI DATI DI CONSEGNA (PESO SU VOLUME) DI 0,3%. PER IL 2021

LE RELATIVE PERCENTUALI SONO:

GRASSO % 4,01

PROTEINE % 3,47